

The background of the slide is a light gray gradient with several realistic water droplets of various sizes scattered across it. The droplets have highlights and shadows, giving them a three-dimensional appearance.

STEP BY STEP GUIDE FOR STUDENTS ACCESSING GOOGLE MEET FROM SLS

***PLEASE USE THE LATEST VERSION OF
THE RECOMMENDED WEB BROWSER (EG.
CHROME, FIREFOX, MS EDGE OR SAFARI)**

1

Type this URL in any of the listed web browser.
(EG. CHROME, FIREFOX, MS EDGE OR SAFARI)

learning.moe.edu.sg

S I N G A P O R E
S T U D E N T
L E A R N I N G

2

User name is first 5 character of your full name and last five character of your BC No (For example: Tan Shi Ann S2345678Z, User Name will be: TANSH5678Z)

SINGAPORE

STUDENT
LEARNING SPACE

LEARN ANYTIME, ANYWHERE, AT ANY PACE

Username

Username

Password

Password

[FORGOT PASSWORD](#)

[LOGIN](#)

3

CHOOSE YOUR ASSIGNMENT WHERE GOOGLE MEET LINK HAS BEEN ASSIGNED TO YOU BY YOUR TEACHER

The screenshot displays the Student Learning Space (SLS) interface for a group named 'P6FCL_Mrs Loo'. The top navigation bar includes the SLS logo, a search bar for 'Search SLS', and a notification bell with '225' alerts. The main content area is divided into several sections:

- Assigned:** A blue button labeled 'New Assignment' is visible.
- In Progress:** Two assignment cards are shown, both titled 'Google meet with Mrs Loo - 6FC...'. The first card indicates it started on 13 Apr and is due on 13 Apr. The second card also indicates it started on 13 Apr and is due on 13 Apr. Both cards feature a progress bar with a green segment and an orange segment.
- Completed:** Two assignment cards are shown. The first is titled '6FCL - 17/4/2020' and started on 17 Apr, due on 19 Apr. The second is titled 'P6 FCL (16/4/2020)' and started on 16 Apr, due on 19 Apr. Both cards feature a green progress bar.
- Announcements:** A section titled 'Announcements' contains a 'New Announcement' button and a recent announcement: 'Change of MOnline password' by Emmeline Koh Ern Hui on 17 Apr 2020 at 10:56 AM.

Red arrows from the text above point to the 'New Assignment' button and the first 'In Progress' assignment card.

4

A) CLICK ON THE LINK PROVIDED BY YOUR
TEACHER

GOOGLE MEET MATH MDM KHOO - P6 HU+IN Pull... | 13 Apr 2020 10 : 18 AM → 20 Apr 2020 11 : 59 PM | View < Teacher > | MONITOR | MANAGE

GOOGLE MEET LINK - MDM KHOO

Click on the link
<https://meet.google.com/dus-qfrz-jem>

Activity List

- Introduction
- GOOGLE MEET LINK - MDM...

Previous activity 1/1 Next activity

Helpdesk User Guide Terms of Use Privacy Statement Report Vulnerability

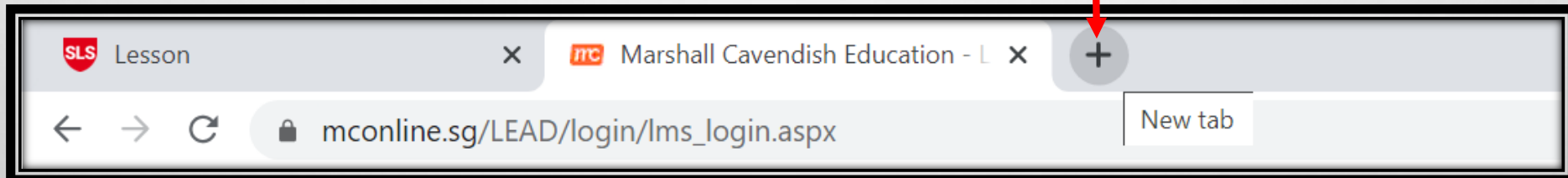
Copyright © 2020 Ministry of Education, Singapore. All rights reserved.

Feedback

SKIP STEP 4A AND PROCEED TO STEP 5 IF YOU CAN CLICK ON THE LINK USING STEP 4A

4

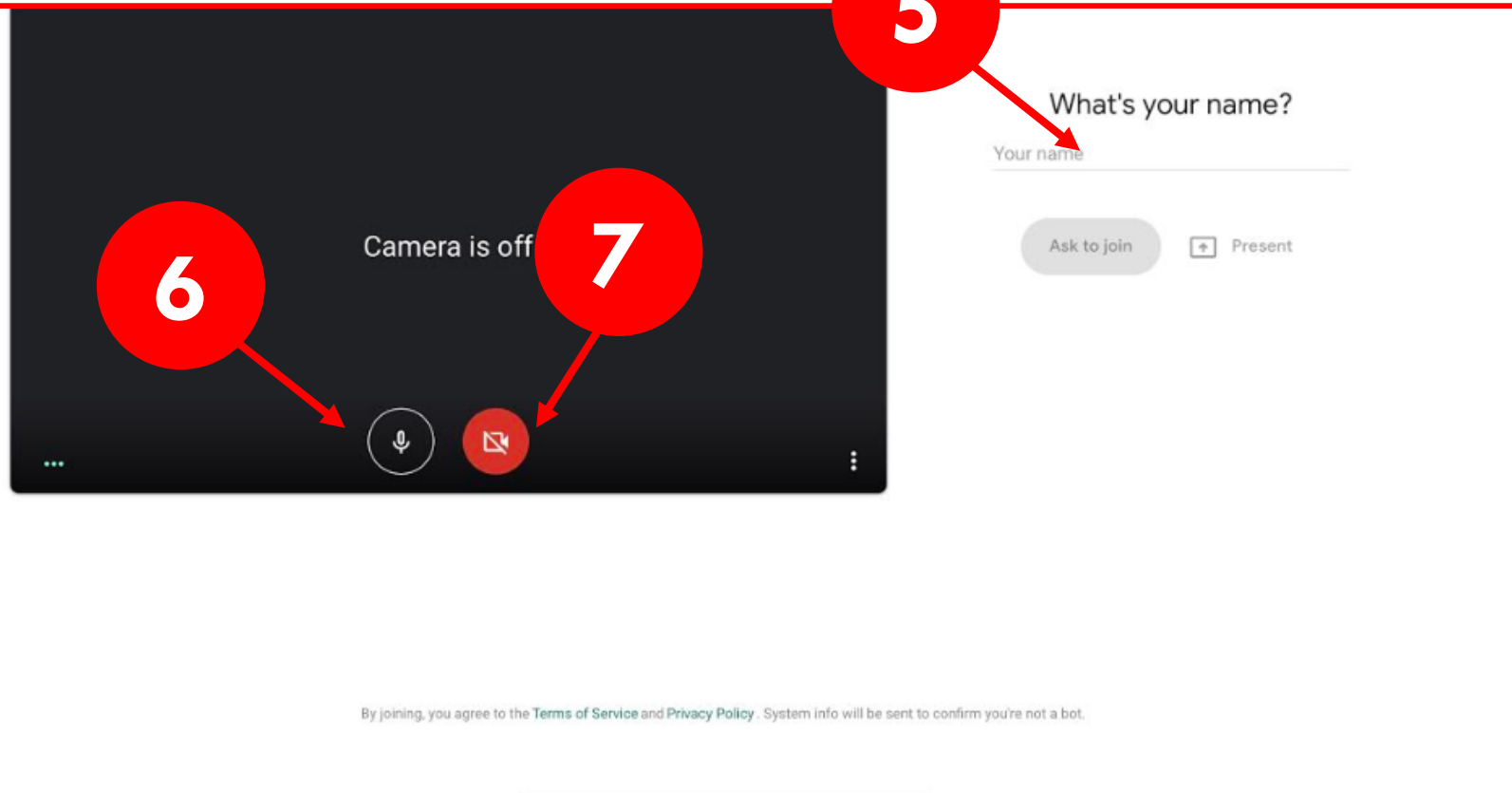
STEP 4B) IF THE LINK DOES NOT OPEN IN ANOTHER NEW BROWSER TAB/ NEW PAGE BY ITSELF, SELECT THE LINK, COPY AND PASTE IT ONTO ANOTHER NEW BROWSER TAB



STEP 5: TYPE IN YOUR OWN NAME WHEN PROMPTED. (DO NOT USE ANY NICK NAME)

STEP 6: SWITCH OFF YOUR MICROPHONE. SWITCH ON YOUR MICROPHONE ONLY WHEN YOUR TEACHER GIVE YOU PERMISSION TO SWITCH ON

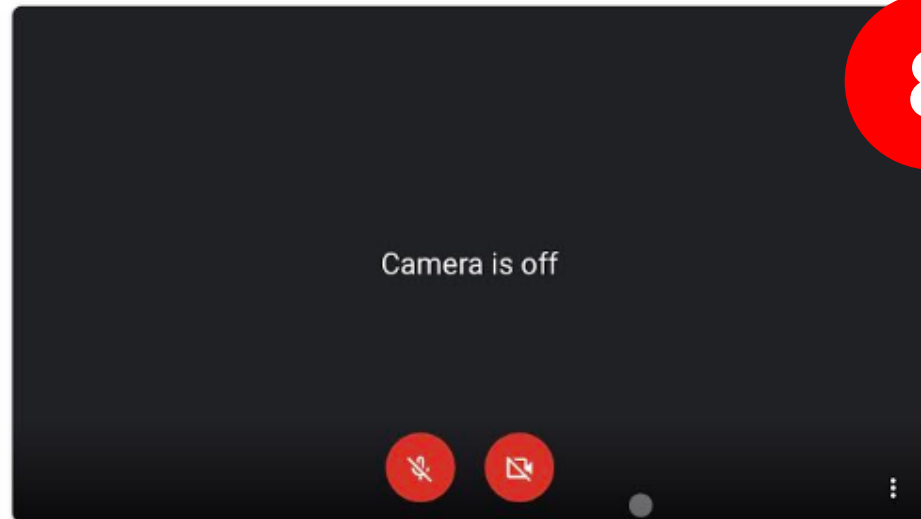
STEP 7: SWITCH ON YOUR CAMERA FOR YOUR TEACHER TO VERIFY YOUR IDENTITY



CLICK "ASK TO JOIN"

Meet

Sign in



8

What's your name?

Em

Ask to join

Present